

Starfall

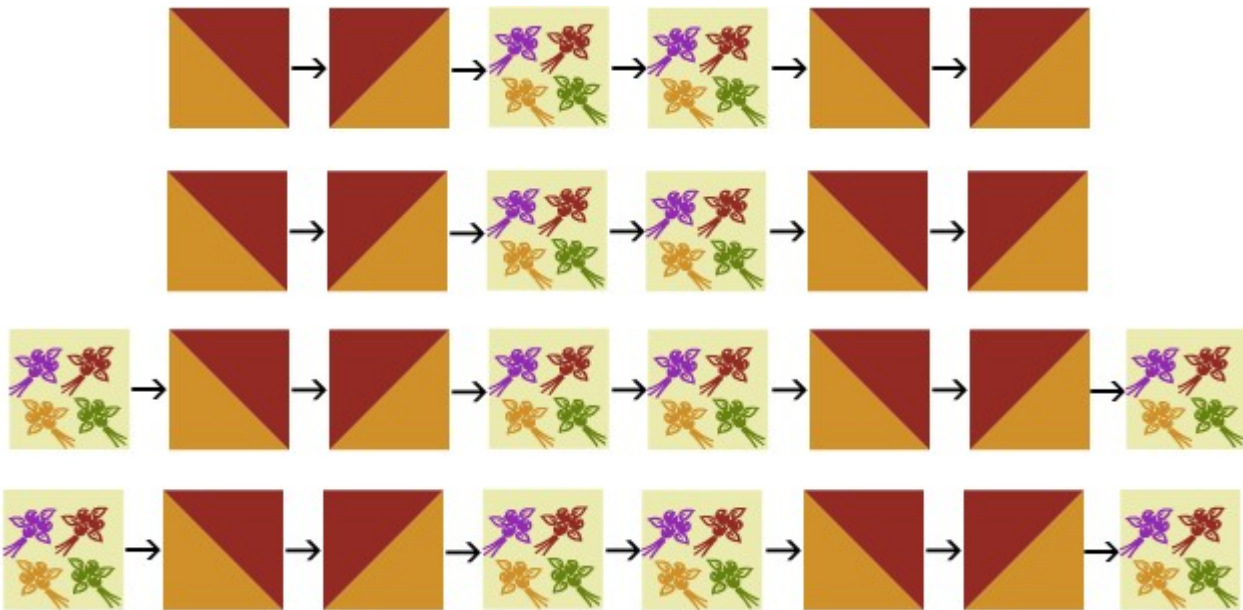
a mystery quilt

Part 5 - Connect the Stars


[printer friendly version](#) | [PDF](#)

Sewing Instructions:

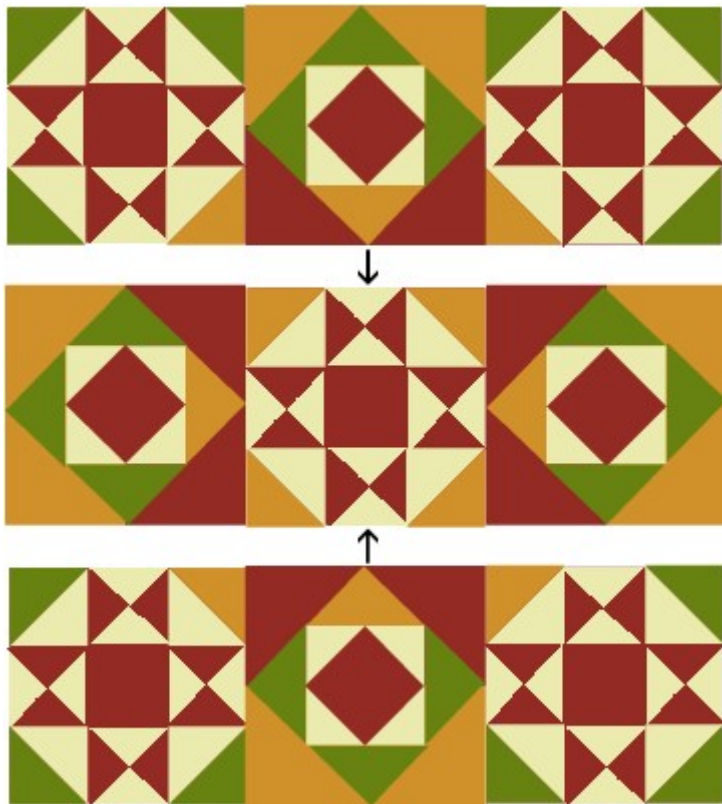
Step 1: Arrange the A/B half-square triangles and the 6-1/2" Color E squares into four rows as shown below. Stitch together to finish the pieced borders.



Step 2: Arrange the Star blocks and the Square in Squares blocks as shown below. Sew them into rows. Press seams allowances toward the Square in Squares blocks.



Step 3: Sew the rows together to finish the center of the quilt. Press seams toward the center row.



Step 4: Sew the shorter pieced borders to the left and right sides of the quilt center. Press seams toward the borders. Sew the longer pieced borders to the top

and bottom of the quilt center. Press seams toward the borders



That's it for Part 5!

Clue #6 will be posted at 4:00 pm Eastern time.

[Back to Starfall main page](#)